

Treasury Secretary's Report

Revenue			Reserves		
900	90	9	900	90	9
800	80	8	800	80	8
700	70	7	700	70	7
600	60	6	600	60	6
500	50	5	500	50	5
400	40	4	400	40	4
300	30	3	300	30	3
200	20	2	200	20	2
100	10	1	100	10	1
000	00	0	000	00	0
—	+		—	+	

Inactive Taxes

Tax Outrage Table

Add: Number of existing taxes
Outrage modifier of new tax
One die roll

Results:
1-7: no effect
8-9: President & Treas. lose 1 popularity
9-10: President & Treas. lose 2 popularity
11+: President & Treas. lose 3 popularity;
Tension +1

Issues Deck (face down)

Active Taxes (face up)

Economic Crisis Table

Roll die and subtract 1 for each multiple of 100, that Reserves are negative:

-1 or less: Monetary collapse. President loses 5 popularity. **Game ends.**

0: President's party loses 3 Public Support. President loses 3 popularity.

1: Government's party loses 2 Public Support. President loses 2 popularity.

2: Government's party loses 2 Public Support. President loses 1 popularity.

3: Government's party loses 1 Public Support. President loses 1 popularity.

4: Government's party loses 1 Public Support.

5-6: No effect

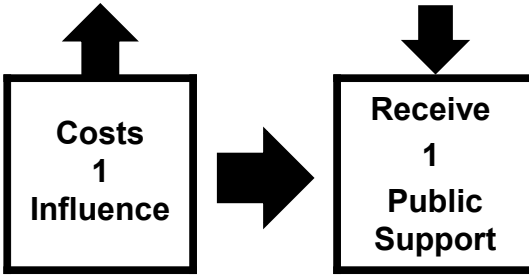
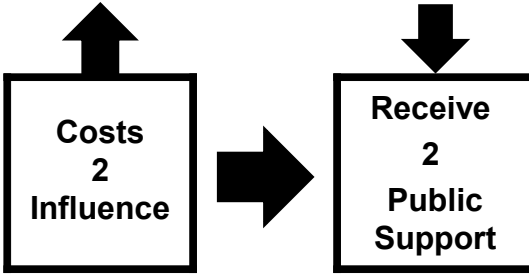
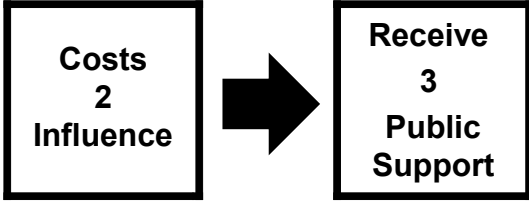
Resolved Issues

Successful issues stacked face up
Failed or Ignored issues stacked face down

L	12	11	10	9	8	7	6	5	4	3	2	1	0	1	2	3	4	5	6	7	8	9	10	11	12	C
---	----	----	----	---	---	---	---	---	---	---	---	---	---	---	---	---	---	---	---	---	---	---	----	----	----	---

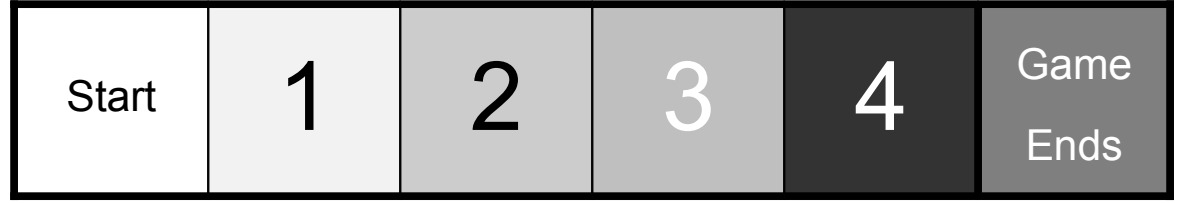
Public Support Track

Fund Newspapers



Start

Tensions Index



MAIN BOARD

0	1	2	3	4	5	6	7	8	9	10	11	12	13
29	Victory Points Track												14
28	27	26	25	24	23	22	21	20	19	18	17	16	15

Votes in Congress

0	1	2	3	4	5	6	7	8	9	10	11	12	13	14	15	16	17	18	19
																			20
40	39	38	37	36	35	34	33	32	31	30	29	28	27	26	25	24	23	22	21